



Stopcocks

Clamping sleeve / spigot

9020/M to 9021/M
9022/M to 9023/M
9021/ES to 9022/ES

G 1/4 / PN 6
G 1/2 / PN 25

Characteristics

Type of construction	Clamping sleeve / spigot					
	Connection	PN [bar]	Material	Art. No.	Type No.	Suitable tension sleeves Art. No.
	G 1/4	6	Brass	102656	9020/M	-
	G 1/2	25	Brass	102657	9021/M	120109, 120110, 139128
	G 1/2	25	Stainless steel	102658	9021/ES	120108, 178572
Test flange 60 x 25 x 10	G 1/2	25	Brass	102659	9022/M	120109, 120110, 139128
Test flange 60 x 25 x 10	G 1/2	25	Stainless steel	102660	9022/ES	120108, 178572
Test flange \varnothing 40 x 5	G 1/2	25	Brass	102661	9023/M	120109, 120110, 139128

Designs

Standard type	Stopcocks with test port
DIN 16262	DIN 16263 (PN 16)
Connection at both ends acc. to table. Three possible lever positions: - Vent position - Operating position - Discharge position	Connection at both ends acc. to table Four possible lever positions: - Vent position - Operating position - Discharge position - Test position

Tension sleeves - accessories Art. No.	Design
120108	Tension sleeve, G 1/2, acc. to DIN 16283, hexagonal, stainless steel
178572	Tension sleeve, G 1/2, acc. to DIN 16283, hexagonal, stainless steel
120109	Tension sleeve, G 1/2, acc. to DIN 16283, hexagonal, brass
120110	Tension sleeve, G 1/2, burnished steel
139128	Tension sleeve, G 1/2, acc. to DIN 16283, burnished steel

Applications

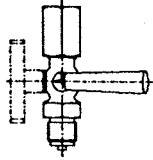
It is useful to connect a stopcock between the pressure gauge and the pipeline.

Stopcocks can be used for pressure gauges with a maximum rated pressure of PN 25 at a medium temperature of -10 °C to +50 °C when measuring **non-toxic, non-flammable** liquids, gases and vapours. When the lever is set to the "discharge" position, the medium is discharged into the atmosphere. Shut-off valves should be used for higher pressures!

Stopcocks with a test port allow working pressure gauges and test pressure gauges to be connected to the pressure line simultaneously. The third outlet, which otherwise discharges into the atmosphere, is used in this case for the test pressure gauge. A **fourth plug position** allows the working and test pressure gauges to be connected to the pressure line simultaneously. They are otherwise used in the same way as standard stopcocks.

Operating principle

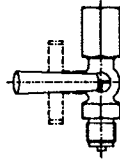
The plug of the cock has two holes in a tee arrangement. The following functions are possible depending on the position of the plug:



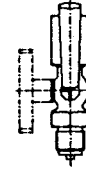
Vent position
Supply line closed,
pressure gauge not
in service



Operating position
Supply line open,
pressure gauge
pressurised



Discharge position
Supply line open,
pressure gauge not
in service



Test position
cock with test
port only

The operating positions are engraved on the plug:

Materials

Part	Art. No. Type No.	
	102656, 102657, 102659, 102661 (9020/M, 9021/M, 9022/M, 9023/M)	102658, 102660 (9021/ES, 9022/ES)
Housing	Brass	Stainless steel 1.4571
Plug	Brass	Stainless steel 1.4571
Clamping sleeve	Phosphatised steel	Stainless steel 1.4305
Lever	Heat-resistant plastic	Heat-resistant plastic

Dimensions [mm]

Art. No.	102656 (9020/M)	102657 (9021/M) 102658 (9021/ES)	102659 (9022/M) 102660 (9022/ES)
Dimensions			
Art. No.	102661 (9023/M)		
Dimensions			